



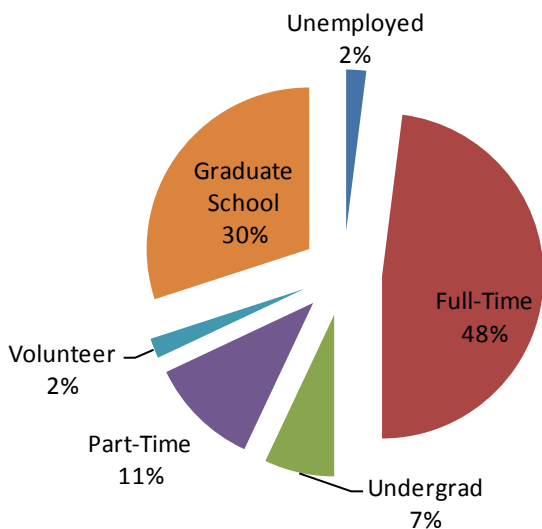
Office of Career Planning

Report on the Class of 2009

Each year the King's College Office of Career Planning prepares a report of our annual survey on the placement status of the graduates from the previous academic year. Information from this report has proven helpful to faculty, administrators, and staff in providing data to current and potential students of King's College. The report includes highlights of the data gathered on the Class of 2009.

The following chart illustrates the placement status of the Class of 2009

Placement Profile of the Class of 2009



PLACEMENT HIGHLIGHTS FOR THE CLASS OF 2009

- 66% or 287 of the 436 members of the class of 2009 obtaining a Bachelor's Degree responded to the survey.
- 98% of the responding graduates are employed full-time or part-time, completing a year of volunteer service, or enrolled in undergraduate, graduate or professional school.
- 48% of the respondents are employed full-time
- 30% of the responding population is attending graduate school
- 11% are employed in part-time positions
- 7% are continuing their educations at King's College or other undergraduate institutions or in specialized training programs and other jobs which are transitions to full-time employment
- 2% are involved in volunteer activities
- 2% are unemployed
- 79% of the graduates employed full-time are in occupations related directly to their fields of academic preparation
- 94% of the graduated employed full-time are working in PA, NY, or NJ

**GRADUATES EMPLOYED
FULL-TIME**

Of the 138 graduates who are employed full-time, 79% are working in jobs related to their fields of academic preparation. A breakdown of placements in and out of field and by region can be seen in the following charts.

GEOGRAPHIC EMPLOYMENT DATA

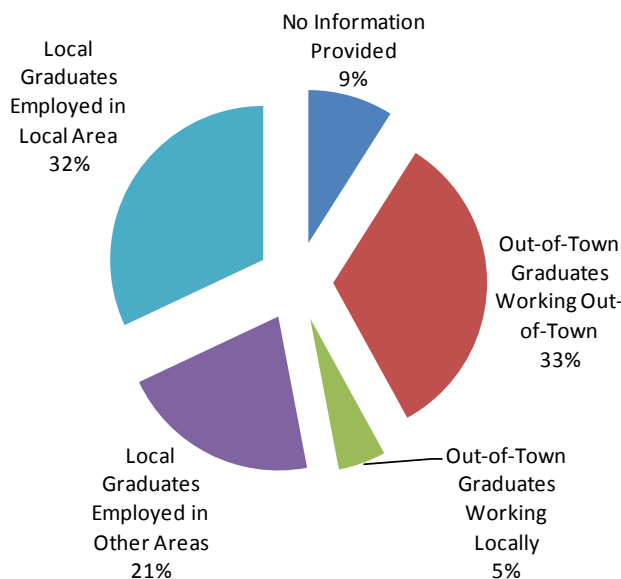
Employment In/Outside Field

Employed In Academic Preparation Field - In PA	86	62%
Employed In Academic Preparation Field - Outside PA	24	17%
Employed In Field Other than Academic Prep. - In PA	14	10%
Employed In Field Other than Academic Prep.- Outside PA	9	7%
Employed In Academic Preparation Field - No Information	0	0%
Employed In Filed Other than Academic Prep - No Information	5	4%
TOTAL	138	100%

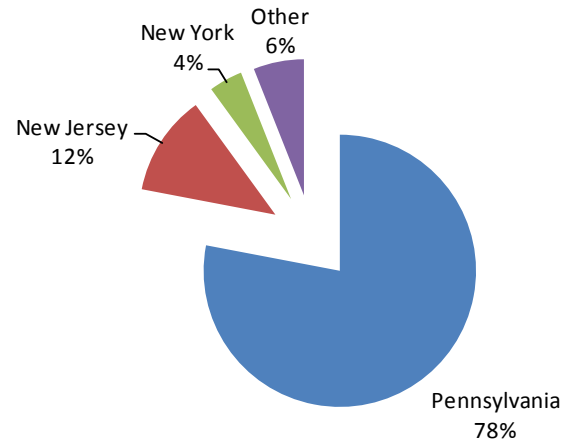
Local vs. Outside Region Placements

Local Graduates Employed in the Local Geographic Area*	44	32%
Local Graduates Employed in Other Areas	29	21%
Graduates from Outside the Region Working Locally	7	5%
Graduates from Outside the Region Working Out-of-Town	45	33%
No Information Provided	13	9%
TOTAL	138	100%

**Geographic Placement of Graduates
Working In and Out of the Local Area*
Class of 2009**



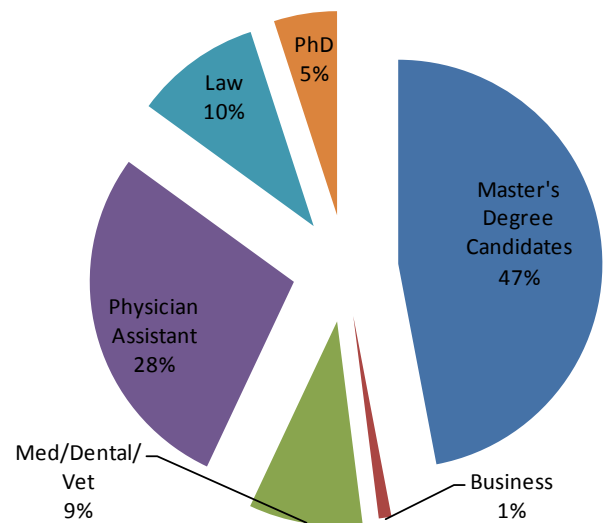
**Geographic Placement of
Graduates
Class of 2009**



GRADUATE SCHOOL PLACEMENTS

Of the responding population, 30% are attending graduate or professional school. Of the students attending graduate school, 28% are Physician Assistant students who are pursuing their Master's degrees at King's. In addition, 9% of the graduates enrolled in Master's degree programs are attending King's College in the Health Care Administration Program. Graduate school placements are illustrated in the following chart.

**Graduate School Placement
Class of 2009**



*Local area is defined as Luzerne, Wyoming and Lackawanna Counties

SALARY INFORMATION

Salary information for the Class of 2009 was received from about 62% of the full-time employed graduates who responded to the salary question on the survey. The average salary for 2009 graduates was \$37,681. Bachelor of Science degree graduates were offered average salaries of \$41,237 and Bachelor of Arts degree graduates averaged \$29,473. There are significant variations in salary depending on academic major.

STATUS OF THE CLASS OF 2009

(as of March 2010)

B.A. and B.S. Degrees

	<u>G.S.</u>	<u>Un Grad</u>	<u>F.T.</u>	<u>P.T.</u>	<u>Vol</u>	<u>Unemp</u>	<u>N.R.</u>	<u>%Resp</u>	<u>Totals</u>
Accounting	-	-	37	-	1	1	8	83%	47
Athletic Training	7	-	2	-	-	-	2	82%	11
Biology	13	3	1	1	-	-	4	82%	22
Business Admin.	6	2	21	2	1	-	25	56%	57
Chemistry	5	-	-	1	-	-	1	86%	7
Clinical Lab Science	-	-	1	-	-	-	0	100%	1
Communications	3	-	7	8	-	-	8	69%	26
Computer Science	-	-	-	2	-	-	1	67%	3
Computers/Info Sys	-	-	3	-	-	-	1	75%	4
Criminal Justice	6	-	6	3	-	1	11	59%	27
Economics (B.A.)	1	-	-	-	-	-	1	50%	2
Elementary Education	2	5	10	6	-	1	23	51%	47
English (Lit)	-	1	-	1	-	-	2	50%	4
English (Sec. Ed.)	-	1	1	1	-	-	0	100%	3
English (Writing)	4	-	1	-	-	-	2	71%	7
Environmental Science	-	1	-	-	-	-	0	100%	1
Environmental Studies	-	-	1	-	-	-	1	50%	2
Finance	-	-	8	-	1	-	7	56%	16
General Science	-	-	-	-	-	-	1	0%	1
History	1	4	5	1	-	-	8	58%	19
Human Resource Mgmt.	-	-	4	1	-	1	0	100%	6
International Business	-	-	3	1	-	-	5	44%	9
Marketing	3	-	10	1	-	1	12	55%	27
Math (B.A.)	1	1	2	1	-	-	5	50%	10
Medical Studies	23	-	-	-	-	-	0	100%	23
Neuroscience	4	1	-	-	-	-	5	50%	10
Political Science	4	-	3	-	-	-	3	70%	10
Professional Writing	-	-	1	-	-	-	0	100%	1
Psychology (B.A.)	1	1	6	1	1	-	7	59%	17
Psychology (B.S.)	2	-	-	-	-	-	5	29%	7
Sociology	1	-	3	-	1	-	0	100%	5
Spanish	-	1	1	-	-	-	0	100%	2
Theater	-	-	1	-	-	-	1	50%	2
TOTALS	87	21	138	31	5	5	149	66%	436

M.S. Degrees

Health Care Admin.	1	-	14	-	-	-	12	55%	27
Physician Assistant	-	-	18	1	-	-	25	43%	44
Reading	-	-	6	-	-	-	17	26%	23
TOTALS	1	-	38	1	-	0	54	43%	94

G.S.—Attending Graduate/Professional School

Un Grad—Returning to King's College/other undergraduate institution

F.T.—Working full-time or enlisted in in the military service

P.T.—Working part-time

Vol.—Volunteer Service

Unemp.—Unemployed

N.R.—No Response to the Survey

% Resp.—Percentage of Students responding to survey

Start Planning Your Tomorrow, Today!

Mission Statement

Our mission is to promote lifetime career satisfaction by empowering and educating students in developing professional, career and academic management skills, partner with faculty and staff in support of students' aspirations, and maintain a hospitable environment that enables employers to meet their recruiting needs.

Staff

Christopher C. Sutzko, MS, CRC, CSSC, LPC, JCTC
Director

Kelly Lettieri, MEd
Assistant Director for Internships

Jamie K. Guilford, MA
Employer/Corporate Relations Coordinator

Mary Alice Capezza, MS
Career Development Specialist

Theresa M. Kinney
Administrative Assistant

The Office of Career Planning is located in
the lower level of the Administration Building

Weekdays
8:30 am - 4:30 pm
570-208-5874

<http://www.kings.edu/academics/CareerPlanning/index.htm>

Office of Career Planning